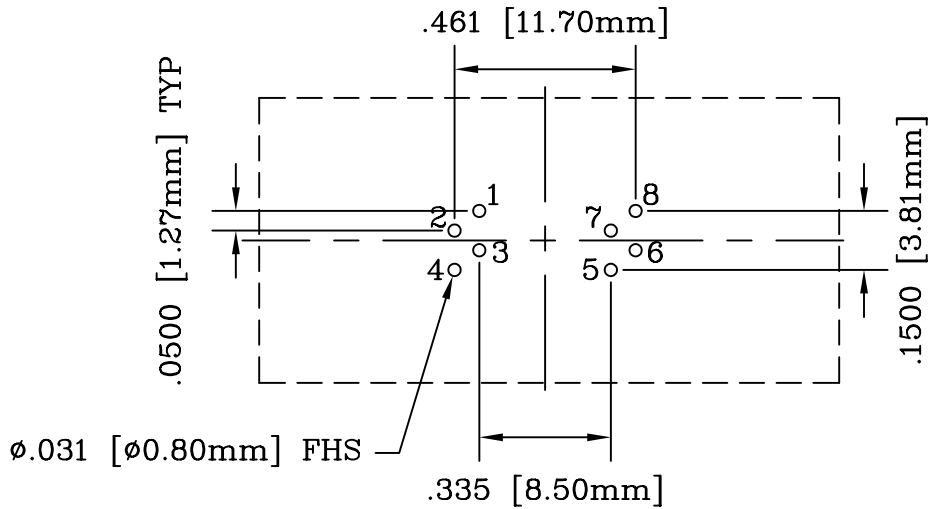
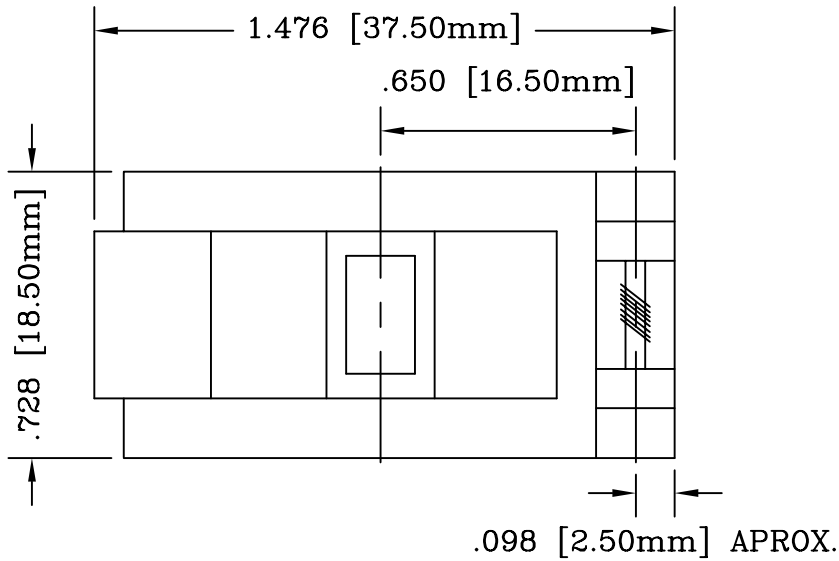
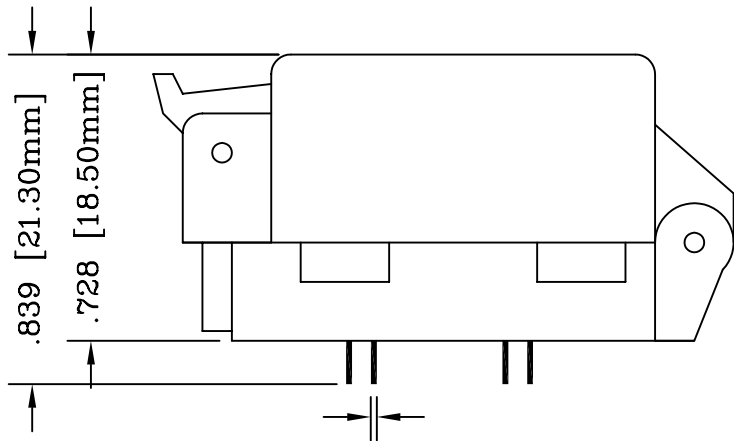


REV	DESCRIPTION	DATE	BY
A	NEW DRAWING	02/05/01	A.F.
B	UPDATED DWG & PCB LAYOUT	01/17/03	H.N.
C	ADDED PIN OUT	02/06/07	H.N.



NOTE: SOCKET PINOUT SUBJECT TO CHANGE WITH EACH CHIP.


RECOMMENDED PCB LAYOUT AS SEEN FROM TOP OF SOCKET



CONTACT TAILS  
 .0197 [0.50mm] X  
 .0157 [0.40mm]

PACKAGE SPECIFICATIONS	
PIN COUNT	= 8
LEAD PITCH	= 1.27mm
PACKAGE WIDTH	= 5.28mm
ET PACKAGE CODE	= 08-S002

ALL DIMENSIONS ARE IN INCHES UNLESS OTHERWISE SPECIFIED



**Emulation Technology, Inc.**

— VLSI and SMT ADAPTERS and ACCESSORIES —

2344 Walsh Avenue, Bldg.F Santa Clara, Ca 95051  
 TEL:(408)982-0660 FAX:(408)982-0664

SHEET: 1 OF 1	DATE: 01/17/03	REVISION: C	<b>ASSEMBLY DRAWING</b>
CHECKED: Perry Munroe	DRAWN: Huy Nguyen	ITEM: S-SOP-00-008-B	
Scale 2:1 DO NOT SCALE DRAWING			DESCRIPTION: S-SOP-00-008-B