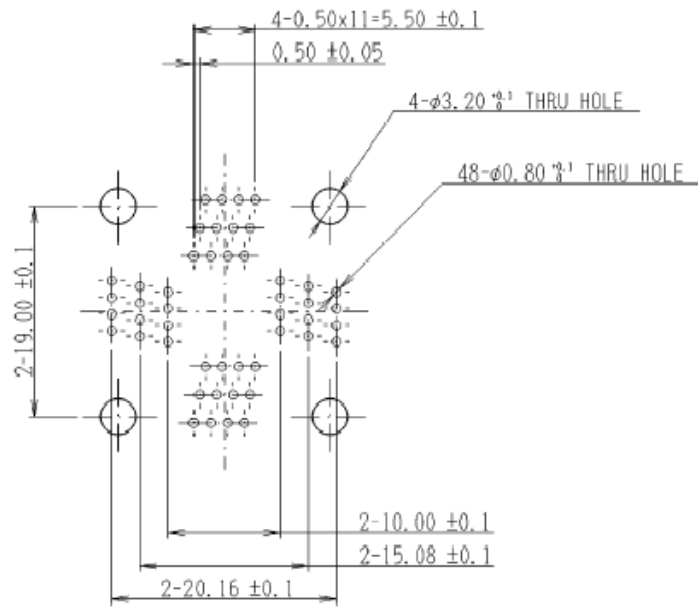
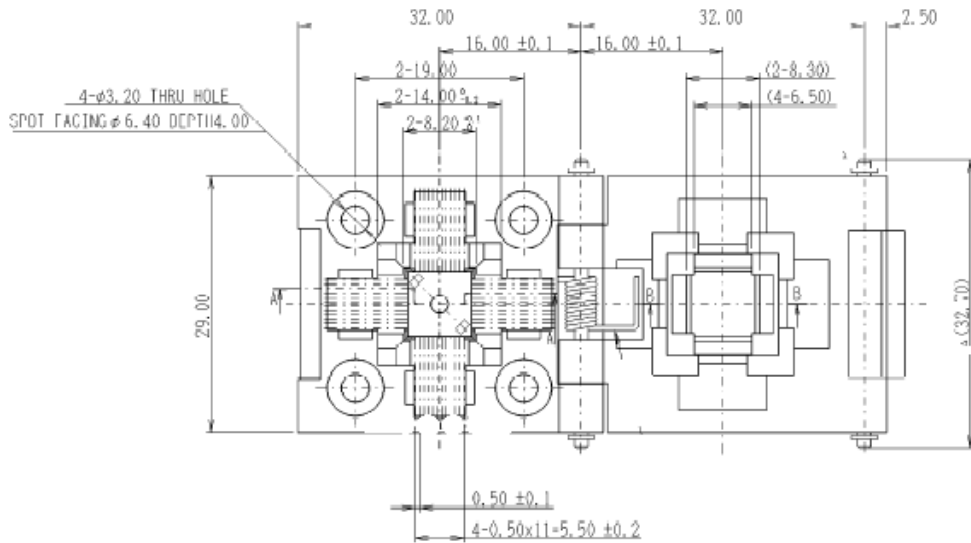
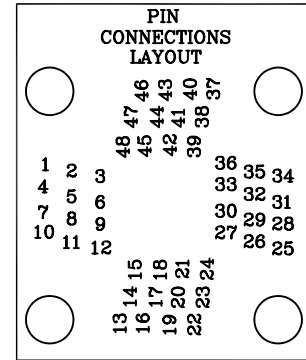
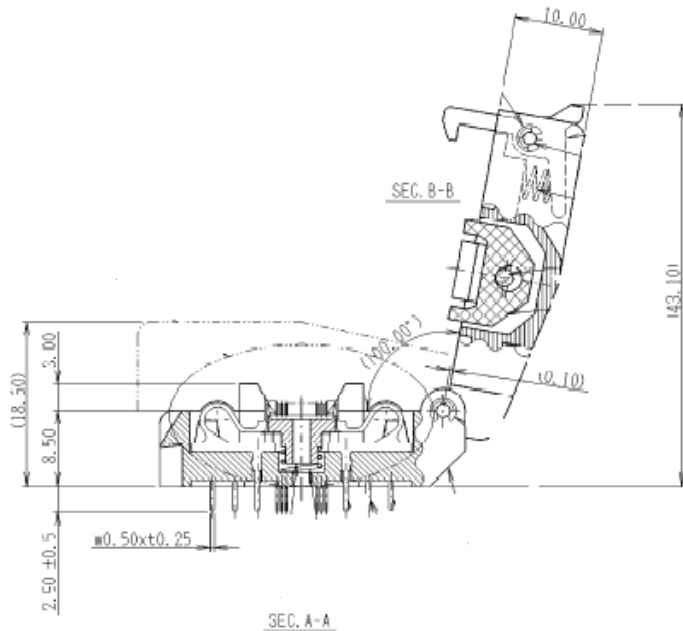


REV	DESCRIPTION	DATE	BY
A	NEW DRAWING	6/7/00	M.D.
B	UPDATED PCB LAYOUT	7/19/01	A.F.
C	ADDED DIMENSION	06/20/03	H.N.
D	UPDATED DRAWING	12/05/05	H.N.

SKT002



CONTACT & MOUNTING SCREW HOLE PATTERN
(Pattern shown looking down through top of socket)



ET-PACKAGE CODE= 48-QF50D

- LEAD COUNT= 48
- BODY SIZE= 7.0mm
- LEAD PITCH= 0.5mm
- TIP TO TIP= 9.0mm

ALL DIMENSIONS ARE IN MILLIMETERS UNLESS OTHERWISE SPECIFIED

Emulation Technology, Inc.
— VLSI and SMT ADAPTERS and ACCESSORIES —

2344 Walsh Avenue, Bldg. F Santa Clara, Ca 95051
TEL:(408)982-0660 FAX:(408)982-0664

SHEET: 1 OF 1	DATE: 06/20/03	REVISION: D	ASSEMBLY DRAWING
CHECKED: Perry Munroe	DRAWN: Miguel Delgadillo	ITEM: S-QFP-00-048-A	
DO NOT SCALE DRAWING			DESCRIPTION: S-QFP-00-048-A