

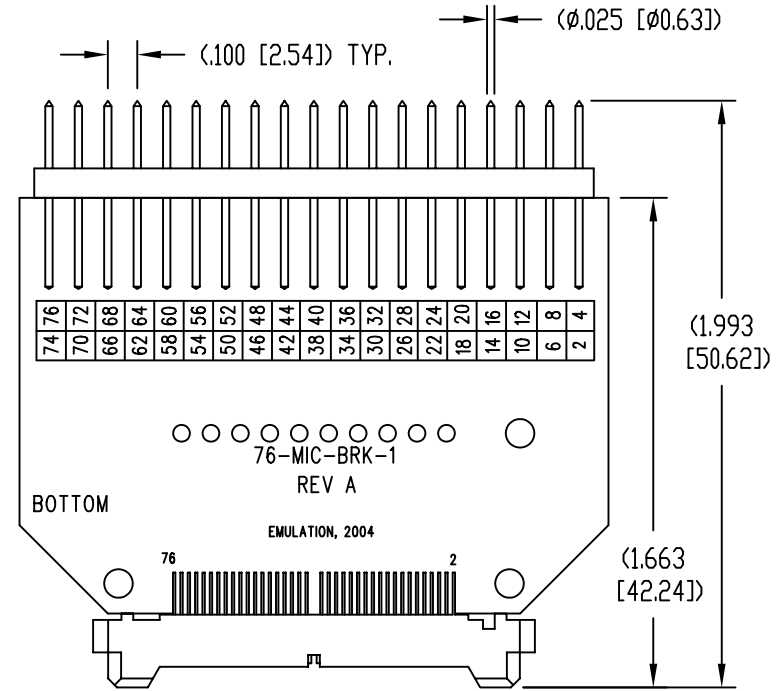
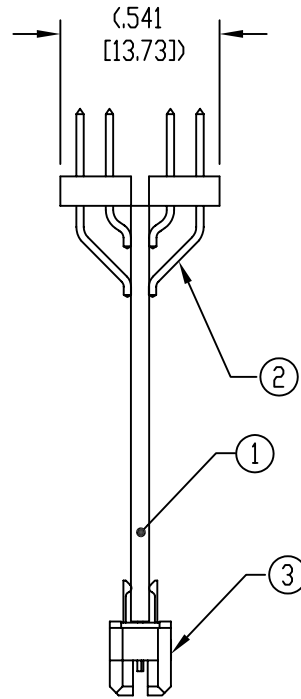
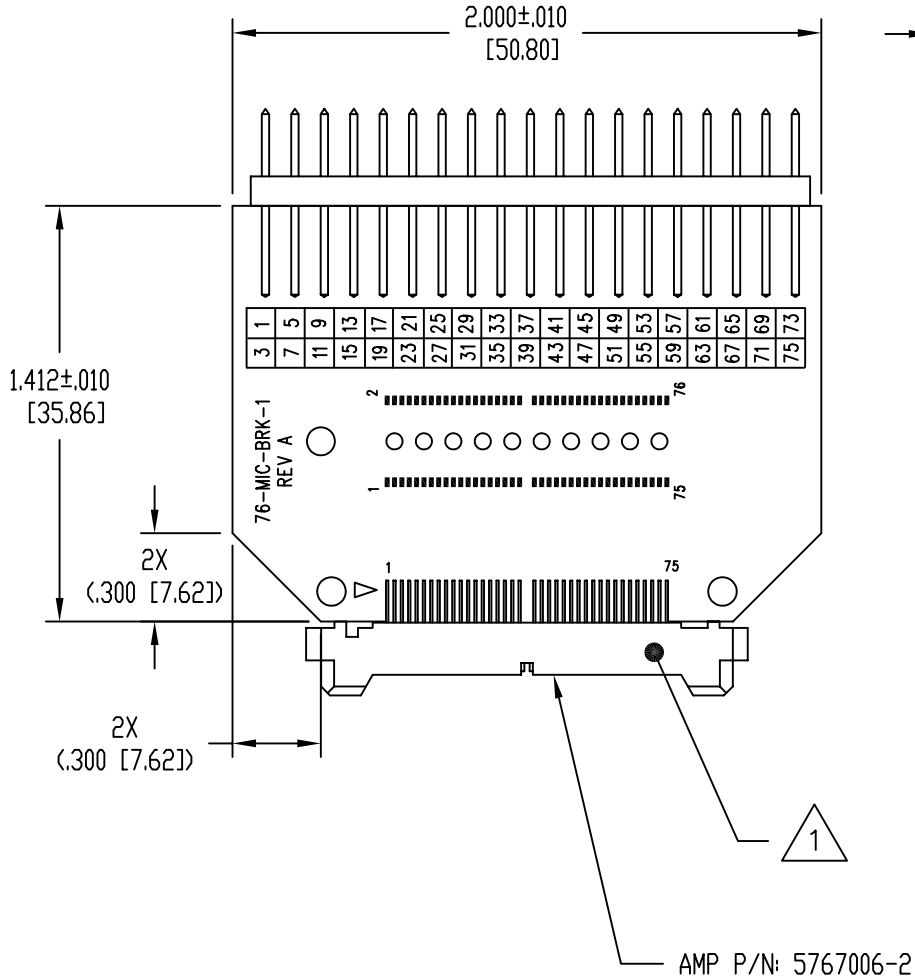
REV	DESCRIPTION	DATE	BY
A	NEW DRAWING	10/15/02	H.N.
B	REDESIGN, ADDED BOM & BTM VIEW	03/28/11	JAG

F6741
DOD 36741

TOP VIEW

SIDE VIEW

BOTTOM VIEW




NOTE:

1. SOLDER THE CENTER GROUND PINS OF ITEM ③ TO ITEM ①.

SCALE
1.5:1

ALL DIMENSIONS ARE IN INCHES UNLESS OTHERWISE SPECIFIED



Emulation Technology, Inc.

— VLSI and SMT ADAPTERS and ACCESSORIES —

759 FLYNN ROAD
CAMARILLO, CA 93012

TEL: (805) 383-8480
FAX: (805) 383-8484

NO.	ITEM	DESCRIPTION	QTY.
1	76-MIC-BRK-1	BASE BOARD	1
2	WWPOST-25X2-SMT	MNT ON #1, BOTH SIDES	1.52
3	CONMIC76MALEDGE	MOUNT ON EDGE #1	1

UNLESS OTHERWISE SPECIFIED:
DIMENSIONS ARE IN INCHES [MM]
TOLERANCES ARE:
DECIMALS: .XX ±0.010 .XXX ±0.005 .XXXX ±0.0005
FRACTIONS: [.X] ±0.25 [.XX] ±0.13 [.XXX] ±0.013
ANGLES: ±10° ±1/64

SHEET: 1 OF 1	DATE: 10/15/02	REVISION: B	ASSEMBLY DRAWING
CHECKED: Perry Munroe	DRAWN: Huy Nguyen	ITEM: MIC-76-BREAKOUT	
Scale 1.5:1	DO NOT SCALE DRAWING	DESCRIPTION: MIC-76-BREAKOUT	