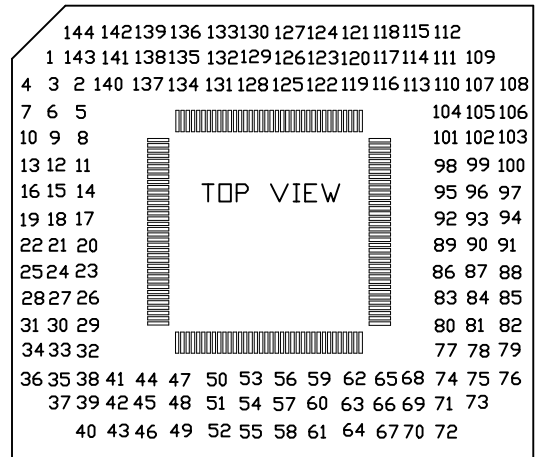
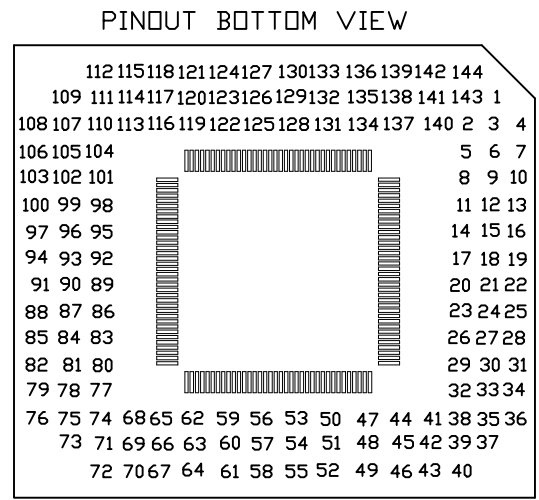
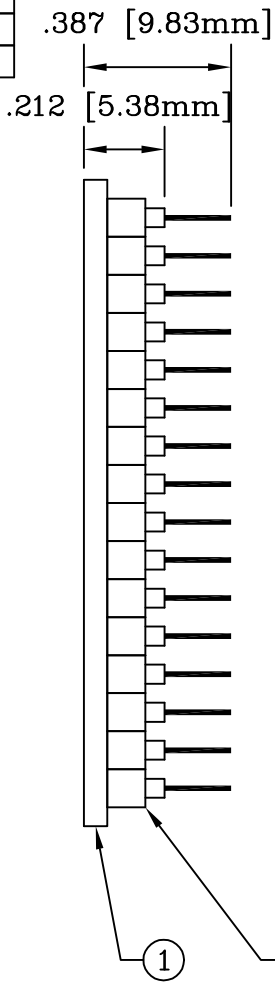
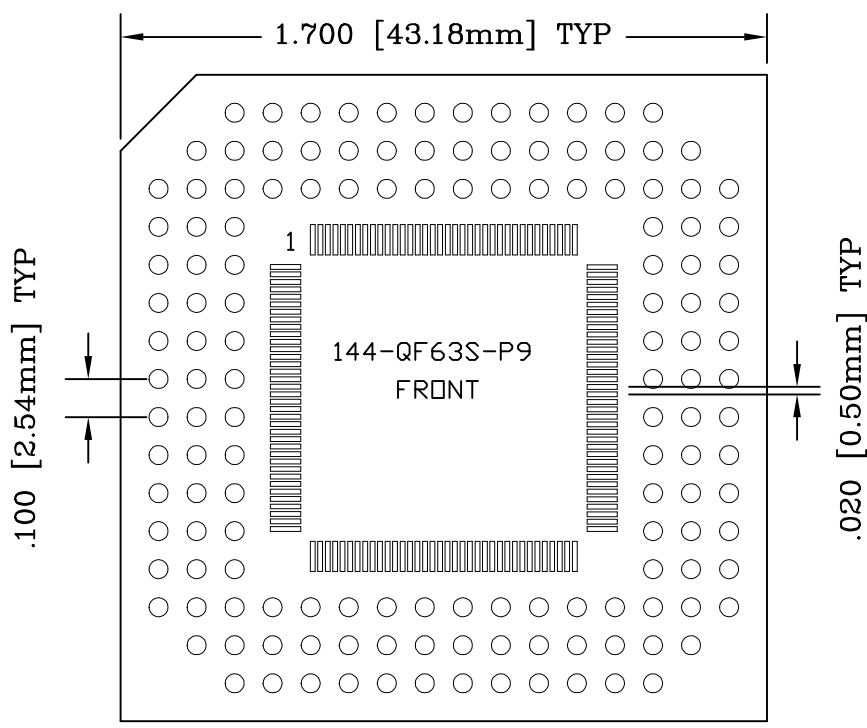


REV	DESCRIPTION	DATE	BY
A	NEW DRAWING	10/08/99	J.G.
B	UPDATED DWG & ADDED PINOUT	01/02/03	H.N.

F2170
DOD 32170



PACKAGE SPECIFICATIONS	
PIN COUNT	= 144
LEAD PITCH	= 0.50mm
PACKAGE SIZE	= 20.00mm SQ
TIP TO TIP	= 22.00mm SQ
ET-PACKAGE CODE	= 144-QF63

ALL DIMENSIONS ARE IN INCHES UNLESS OTHERWISE SPECIFIED

Emulation Technology, Inc.
— VLSI and SMT ADAPTERS and ACCESSORIES —

2344 Walsh Avenue, Bldg.F Santa Clara, Ca 95051
TEL:(408)982-0660 FAX:(408)982-0664

NO.	ITEM	DESCRIPTION	QTY.
1	144-QF63S-P9	BASE BOARD	1
2	HEADER-MALE-32	SOLDER ON REAR OF #1	5

SHEET: 1 OF 1	DATE: 01/02/03	REVISION: B	ASSEMBLY DRAWING
CHECKED: Perry Munroe	DRAWN: Huy Nguyen	ITEM: AB144QF63SP9M	
Scale 2:1	DO NOT SCALE DRAWING	DESCRIPTION: AB-144-QF63S-P9-M	