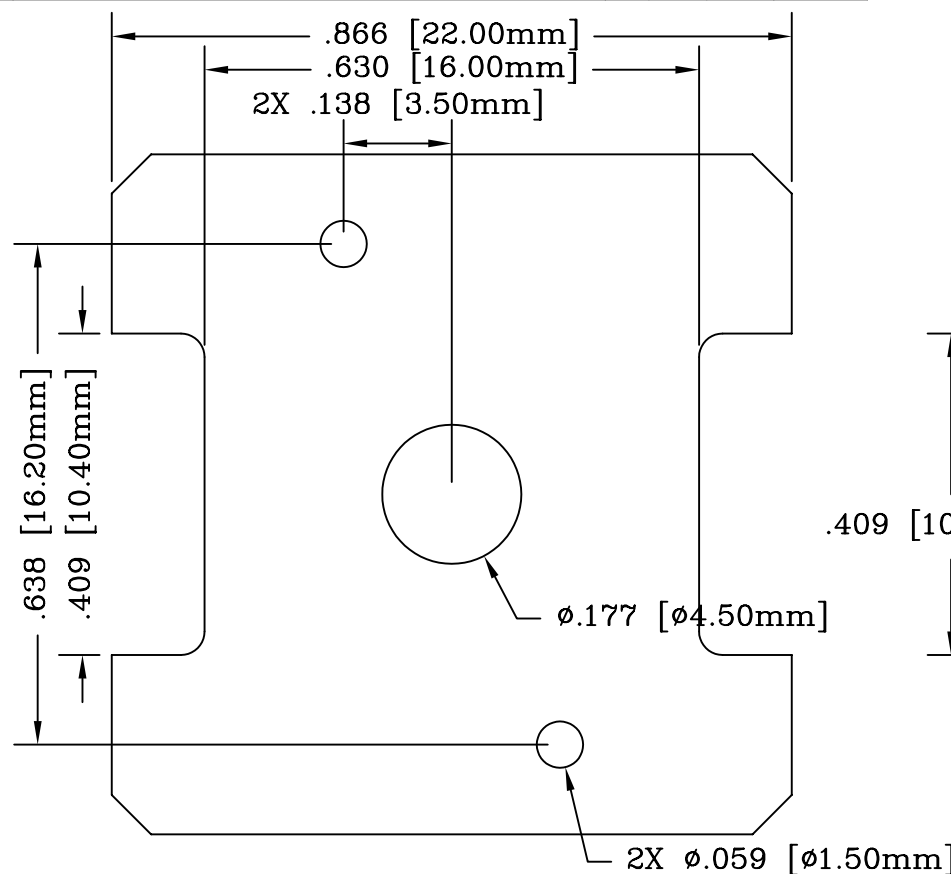
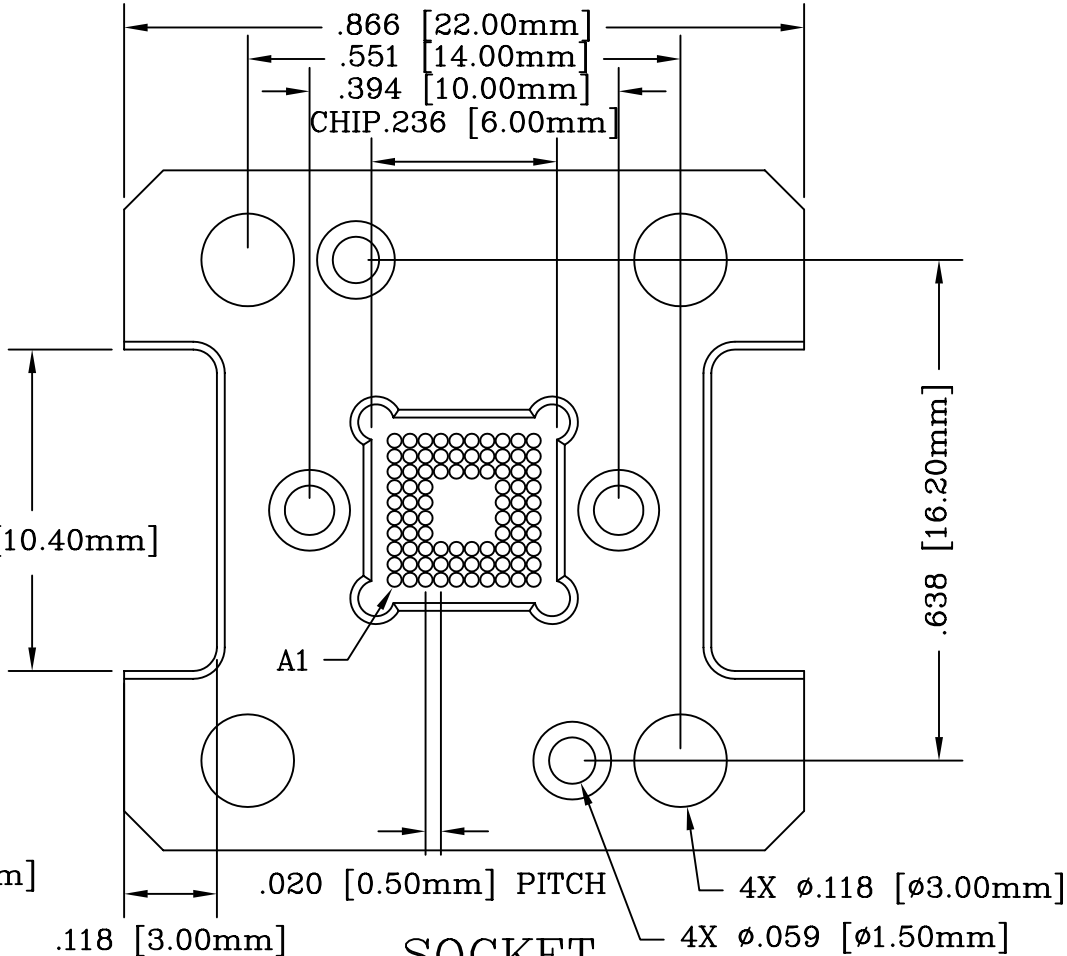


| REV | DESCRIPTION | DATE | BY |
|-----|-------------|----------|----|
| A | NEW DRAWING | 11/23/04 | MD |

SKT2126



RETENTION FRAME

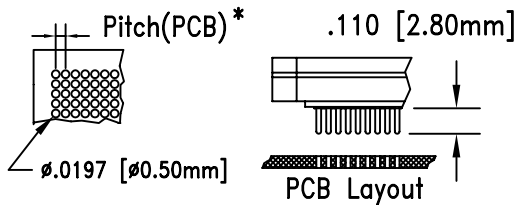
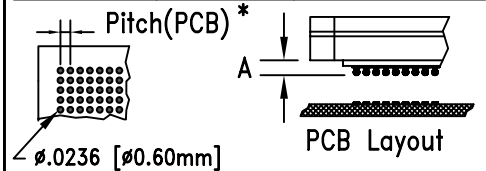


SOCKET

RECOMMENDED PAD LAYOUT

| SOLDERTAIL STYLE | | |
|---|--|--|
| REGULAR SMT STYLE XX = (-SM) YY = (-30) | RAISED SMT STYLE XX = (-SR) YY = (-29) | SPECIAL RAISED SMT STYLE XX = (-SC) YY = (-28) |

| SOLDERTAIL = THRU HOLE STYLE |
|------------------------------|
| XX = (-ET) |
| YY = (-70) |



30= standard SMT ("A" = .0315 [0.80mm])
 29= raised SMT ("A" = .126 [3.20mm])
 28= Special raised SMT ("A" = .177 [4.50mm])

BALL DIAMETER FOR:
 -30(SM) = .0197 [0.50mm] TO .0276 [0.70mm]
 -29(SR) = .0197 [0.50mm] TO .0276 [0.70mm]
 -28(SC) = .0197 [0.50mm] TO .0276 [0.70mm]

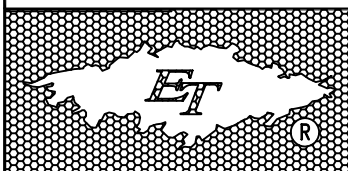
PIN DIAMETER FOR:
 -70(ET) = .0114 [0.29mm]

* All Dimmensions Are Nominal For A .0394 [1.00mm] Pitch BGA Package

PACKAGE SPECIFICATIONS

| | |
|--------------|-------------|
| PIN COUNT | = 84 |
| LEAD PITCH | = 0.50mm |
| GRID SIZE | = 10X10 |
| PACKAGE SIZE | = 6X6MM SQ. |

ALL DIMENSIONS ARE IN INCHES UNLESS OTHERWISE SPECIFIED



Emulation Technology, Inc.
 — VLSI and SMT ADAPTERS and ACCESSORIES —

2344 Walsh Avenue, Bldg.F
 Santa Clara, Ca 95051
 TEL:(408)982-0660
 FAX:(408)982-0664

| | | | |
|------------------|-------------------|----------------|-------------------------|
| SHEET: 1 OF 1 | DATE: 11-24-04 | REVISION: A | ASSEMBLY DRAWING |
|------------------|-------------------|----------------|-------------------------|

| | | |
|--------------------------|---------------------|--------------------------|
| CHECKED: Perry Munroe | DRAWN: MIGUEL D. | ITEM: S-MBQ-10-084-ET |
|--------------------------|---------------------|--------------------------|

| | | |
|-----------|----------------------|-----------------------------------|
| Scale 4:1 | DO NOT SCALE DRAWING | DESCRIPTION: BPQ-084-5BG010-70 |
|-----------|----------------------|-----------------------------------|