

◆ Features

- Flat type with outer dimensions 7.2 mm square; 4.0 mm height above board for through hole type and 3.6 mm height above board for surface mounting type.
- Top size 7.2 x 3.5 mm, 8 mm height above board for side adjust type.
- Positions (10,16) and switch code can be identified by color rotor.
- Tin plated solder area and gold plated contact area ensures reliable electric continuity for micro current (**tin/gold**).

◆ Specifications

1. ELECTRICAL

1-1 Contact Rating

- max switching load : 100 mA, 5 VDC
- min. switching load : 10 μ A, 5 VDC

1-2 Contact Resistance : 200 m max., 1.5mA, 200 μ VDC

1-3 Insulation Resistance : 100 M min. at 100 VDC

1-4 Dielectric Strength : 250 VAC for 1 min.

2. MECHANICAL and ENVIRONMENTAL

2-1 Temperature rating

- operating : -25°C to +70°C
- storage : -40°C to +85°C

2-2 Operating force : 510 gf-cm max. (torque)

2-3 Mechanical life : 10000 operations

2-4 Vibration : 10 Hz – 50 Hz – 10 Hz for 6 hours

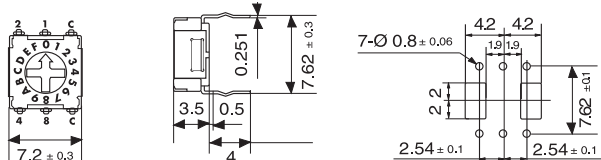
2-5 Solderability : 95% coverage after 230°C +/- 5 for 5 sec.

2-6 Soldering temperature

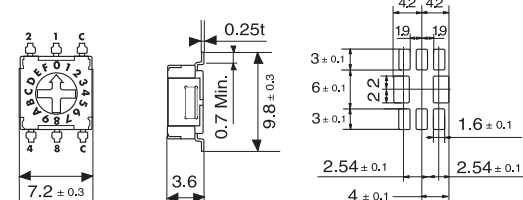
- through hole wave soldering : 260°C max. for 5 seconds
- SMT reflow soldering : 210°C for 20 sec., 230°C peak for 3 sec.

◆ Dimensions and circuitry

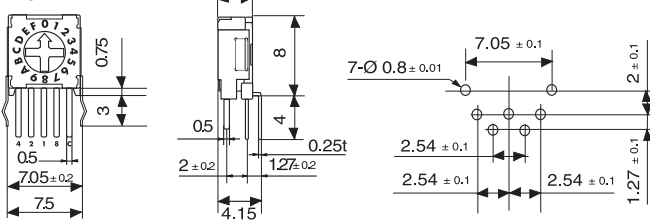
DRD-6xx-RS



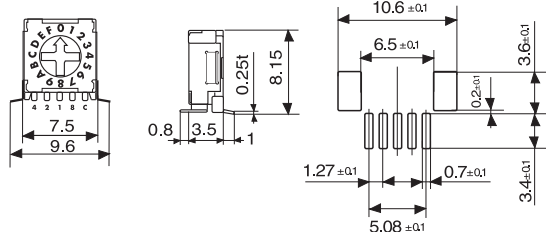
DRD-6xx-RM



DRD-6xx-RR



DRD-6xx-RJ



◆ Part Numbering System

DRD - 6 10 - R S A C Z

